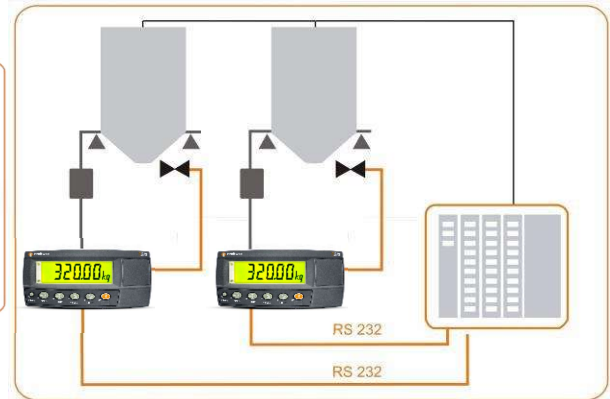


## R320 ABS Panel Mount and Full Housing - Data Sheet



- Trade Approved Australia/Europe/USA
- AC, DC 7-24V and rechargeable NiMH battery options
- 20mm (0.8in) LCD display with LED backlight
- Versatile mounting options
- Tough, compact ABS housing
- rinLINK connector
- IP65 rated housing

The R300 series of indicators builds on over 15 years of design experience to create a series of cost effective reliable products that are ideal for use in mobile applications such as forklifts, platforms, inside truck cabs, crane scales and OEM applications. The compact housing and versatile power supply options make them suitable for basic weighing through to OEM applications. They are ideal for basic weight-control or level-control functions. R320 is an ABS housing with IP65 rating that is available in either a panel mount version or a full housing version using M12 connectors for simplified installation. As with all R300 Series units, the latest versions include more memory allowing for the range of application firmware to be preloaded.

- **Flexible mounting options:** desk, wall and pole mounting.
- **Wide DC operation (7-24V)** to suit a variety of onboard OEM applications. Eliminates the need for third party power supplies saving on system complexity and cost.
- **Long life rechargeable battery** options ideal for mobile installations allowing for operator flexibility.
- **rinLINK** magnetically coupled link on front fascia for easy access in situ for updates/setup of the indicator, saving the installer time and effort.
- **IP65 rated housings:** Dust tight and protection against projected water, increasing reliability and indicator life time.
- **Trade approved** in Australia, Europe and USA. Products are export ready with approved componentry.

### Smart Weighing

#### Flexible mounting and power options

- Desk stand with 4xAA battery compartment
- IP65 rear boot
- Rechargeable battery option
- Wall mounting bracket to work with desk stand or rear boot.



Desk Stand  
Rear Boot

IP65  
Rear Boot

Wall Mounting

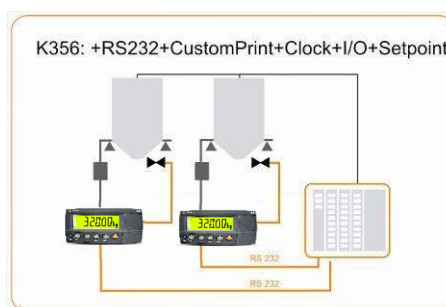
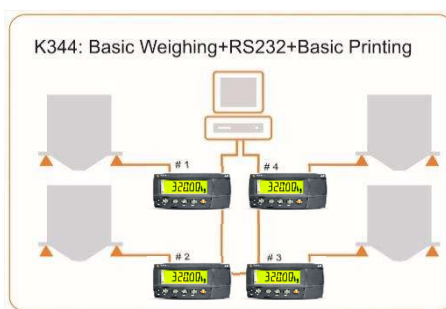
*now that's smart weighing...*

The R300 series indicators have a range of firmware options from basic weight display through to set points and custom printing.

Name	K342	K344	K346	K354	K356
Printing (Serial RS232)	-	Simple	Simple	Custom	Custom
Function Key - Programmable	HOLD	HOLD	HOLD	1	1
Counting	-	-	-	S	S
Manual Hold	S	S	S	S	S
Peak Hold	-	-	-	S	S
totalization	-	-	-	S	S
Ring Network	-	S	S	S	S
Bluetooth Accessory	-	A	A	A	A
Input	-	1	1	1	1
Clock Calendar	-	-	-	S	S
Set Points Outputs	-	-	2	2	2

S – Standard

A – Accessory

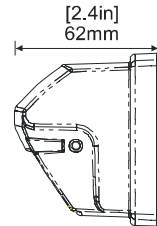
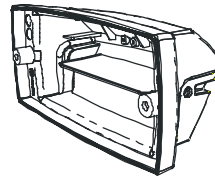
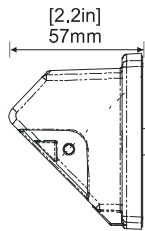
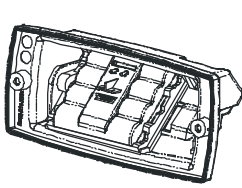


## R320 Specification Table

		R320 ABS Panel Mount   R320 ABS Full Housing				
Resolution		Up to 60,000 divisions, minimum of 0.25µV/division				
Zero Cancellation		± 2.0mV/V				
Span Adjustment		0.1mV/V to 3.0mV/V full scale				
Excitation		5 V for up to 4 x 350 or 8 x 700 ohm load cells (4-wire or 6-wire plus shield) Max total load cell resistance: 3,500Ω (4x350Ω Nontrade 8x350Ω)				
A/D Type		24bit Sigma Delta with 8,388,608 internal counts 20 updates/second				
Operating Environment		Temperature: -10° to +50°C ambient (14° to 122° F), Humidity: <90% non-condensing, IP65 when panel mounted				
Display		LED Backlit LCD with six 20mm (0.8") high digits with units and annunciators				
Setup and Calibration		Full digital with visual prompting in plain messages				
Digital Filter		Sliding window average from 0.1 to 4.0 s				
Zero Range		Selectable from ± 2% to ± 100% Full Scale				
Standard Power Input		7 to 24VDC, 4.8, 9.6, 12 and 24V batteries (2.5 VA max) ON/OFF key with memory feature				
Variants	AC	AC Plug pack: 110/240VAC 50/60Hz in 12VDC 1.5A out				
	Battery	12V battery pack (rechargeable NiMH) (using M3117 or M3118 accessory)				
		4 x AA batteries (G Version or using M3001 accessory)				
Case Materials		ABS Housing				
Packing Weights		Panel Mount Indicator: 0.25kg (9oz), Full Housing: 0.42kg (14.8oz)				
Optical Data Communications		rinLINK - magnetically coupled infra-red communications Conversion cables available for RS232 or USB				
4 Connector Full Housing		M12 Loadcell pigtail, 3 Pin power, M12 Female Serial Port, M12 Male Digital out				
2 Connector Full Housing		M12 Loadcell pigtail, 3 Pin power				
M12 Serial and Communication Connectors		60V AC/DC, 4A, IP67 rating				
3 Pin Power Connector		DC 20A, IP67 rating				
		K342	K344	K346	K354	K356
Serial Outputs		-	RS232 automatic transmit, network or printer outputs. Transmission rate: 2400, 4800, 9600 or 19200 baud			
Functions		Manual Hold			Unit switching, counting, manual hold, peak hold, totalizing, high resolution, auto tare, display test	
Assignable Function Keys		Fixed to Hold			1	
Battery Backed Clock Calendar		-			Battery life 10 years minimum	
Input/Outputs		-		2 Outputs- isolated transistor drive outputs (300mA total at 50VDC)		
		-	1 Input			
Set points		-		2(Basic)		2(Advanced)
Approvals		4,000 d @0.8uV/d NMI (S-420), OIML R76 10,000d III/III L NTEP 08-072 A1				
		FCC, CE, C-tick,				

Specifications may change at any time without notice.

### R320 Accessories – Rear Boots




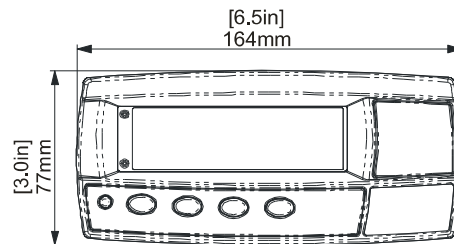
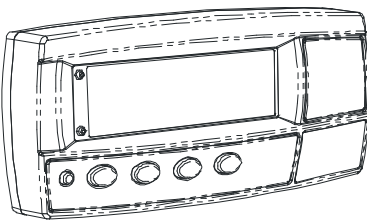
**M3001**

ABS boot with integral desk mount and mounting bracket support with battery compartment for 4AA batteries

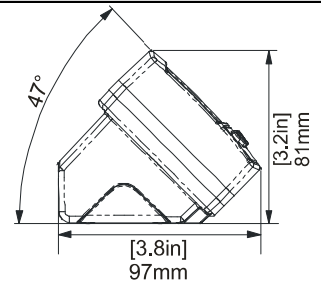
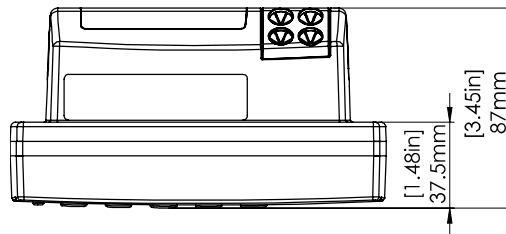
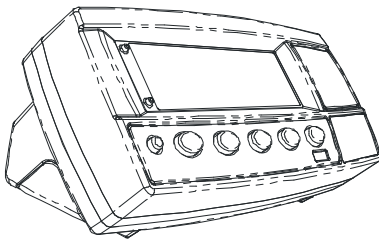
**M3003**

IP65 boot also used for rechargeable battery option

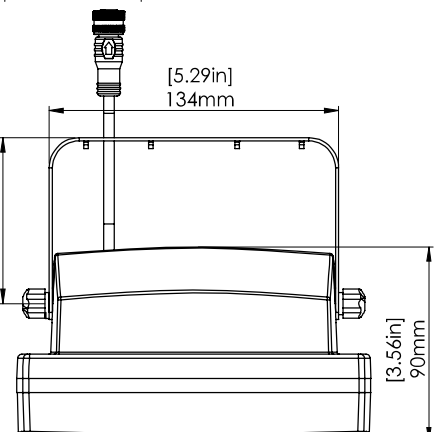
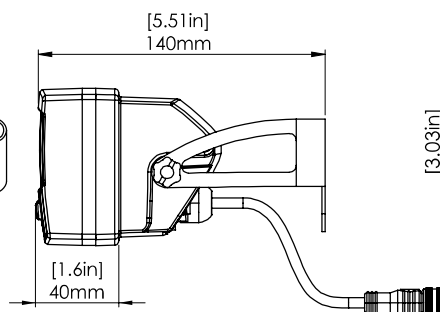
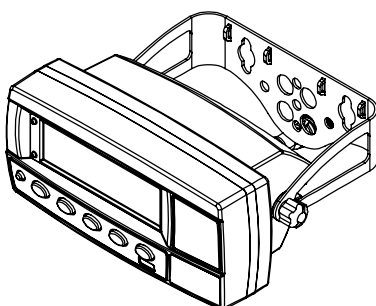
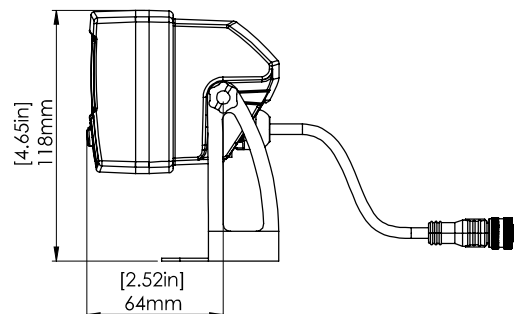
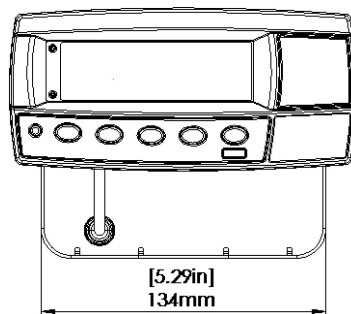
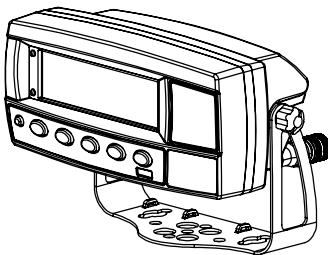
### R320 Panel Mount




### R320 with Rear Boot Desk Stand (M3001)

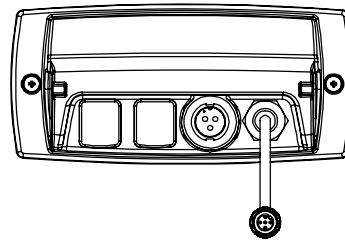


### R320 Full ABS Housing





**4 Connector Full ABS Housing Rear**



**2 Connector Full ABS Housing Rear**

**R320 Brackets**



**M3007**



**M3014**



**M3002**

Specifications are subject to variation for improvement without notice. Illustrations are indications only and variation may be evident between products.